



Annual Report

2017



Forewords



In 2017, IATI has focused on addressing key challenges, with good progress made on understanding how we can deliver on our mission of improving the use of IATI data to help achieve sustainable development outcomes.

We were very pleased that last year, the governments of Guinea, Mali and Somalia joined as members and announced plans to integrate IATI data into their internal systems to inform decision-making. We were also very pleased to welcome seven UN agencies and international NGOs as new members.

A new Data Use Task Force has helped to shape a two-year strategy to increase the use of data on hundreds of thousands of development and humanitarian activities. We have also seen increased use of IATI data through d-portal's improved search features. IATI's technical infrastructure also saw much-needed work get underway, leading to improved performance of its core systems.

In 2017 the number of publishers reached 600, marking another significant milestone for the initiative. There has been significant progress in the publication of forward-looking IATI data, and the timeliness of data has remained high for another year.

I am pleased that over the last year we were able to put IATI on a more sustainable financial path and initiated very important work to review its institutional arrangements. This year marks the 10th anniversary of IATI's launch at the Third High Level Forum on Aid Effectiveness in Accra in 2008. This provides a good opportunity to reflect on our progress and challenges, and share the lessons we've learned with others in the open data community.

I look forward to further progress on data use in 2018, paving the way for IATI to realise its full potential in contributing to the delivery of the 2030 Agenda for Sustainable Development and the Sustainable Development Goals (SDGs).

Stephen Potter
Chair of IATI Governing Board



Over the last year, I am proud that engagement in IATI's technical community has rapidly expanded. At our annual Technical Advisory Group (TAG), the number of participants rocketed as a result of holding the meeting in a developing country for the first time. Activity also increased with the TAG community hosting five miniTAGs – an idea introduced last year involving smaller-scale face-to-face meetups of IATI people to discuss issues related to IATI data use and publication.

I am grateful for the tremendous contributions from IATI's long-standing technical specialists and open data enthusiasts in upgrading IATI's Standard. These contributions have been included in version 2.03, which among many important changes, seeks to improve data on humanitarian assistance and the results of activities published to the Standard.

As in previous years, many organisations within our community have provided guidance, support and new tools to help IATI's data users and publishers. I congratulate all efforts made in 2017 and I look forward to working further with the TAG, particularly on improving the use of IATI data to help deliver sustainable development outcomes.

John Adams
Chair of IATI Technical Advisory Group

Forewords	2
Introduction	5
Key IATI achievements	6
IATI community and governance	10
Technical Advisory Group – Chair’s report	12
Improving data quality	14
Improving data use	18
Looking ahead: priorities and future challenges	22
Annex 1: IATI members	24
Annex 2: Financial reports	26
Annex 3: IATI Annual Report statistics and methodology	39
Acknowledgements	39

The International Aid Transparency Initiative (IATI) works to ensure that transparent, good quality information on development resources and results is available and used to help achieve sustainable development outcomes.

Our work involves making development and humanitarian data easier to access, use and understand. Organisations publish information according to the format and framework set out in the [IATI Standard](#) and this data is freely available and open to anyone in the world with internet access.

Over 600 organisations now publish IATI data, representing just under US\$145 billion¹ from donor governments, multilateral agencies, foundations, NGOs and private sector organisations. IATI strives continually to improve the quality of IATI data and facilitate access to effective tools and support to use this information for decision-making and accountability.

The Annual Report 2017 reviews the progress made by the initiative since the IATI Annual Report 2016, covering the period March 2017 – February 2018. A financial statement is provided in Annex 2 on the resources received and those spent by the IATI Secretariat from 2013 to 2017.

¹ 2017 disbursements and expenditure reported by all publishers total US\$144,732,282,962. As IATI traces the flow of resources between organisations down the aid delivery chain, this figure includes double counting.

About IATI

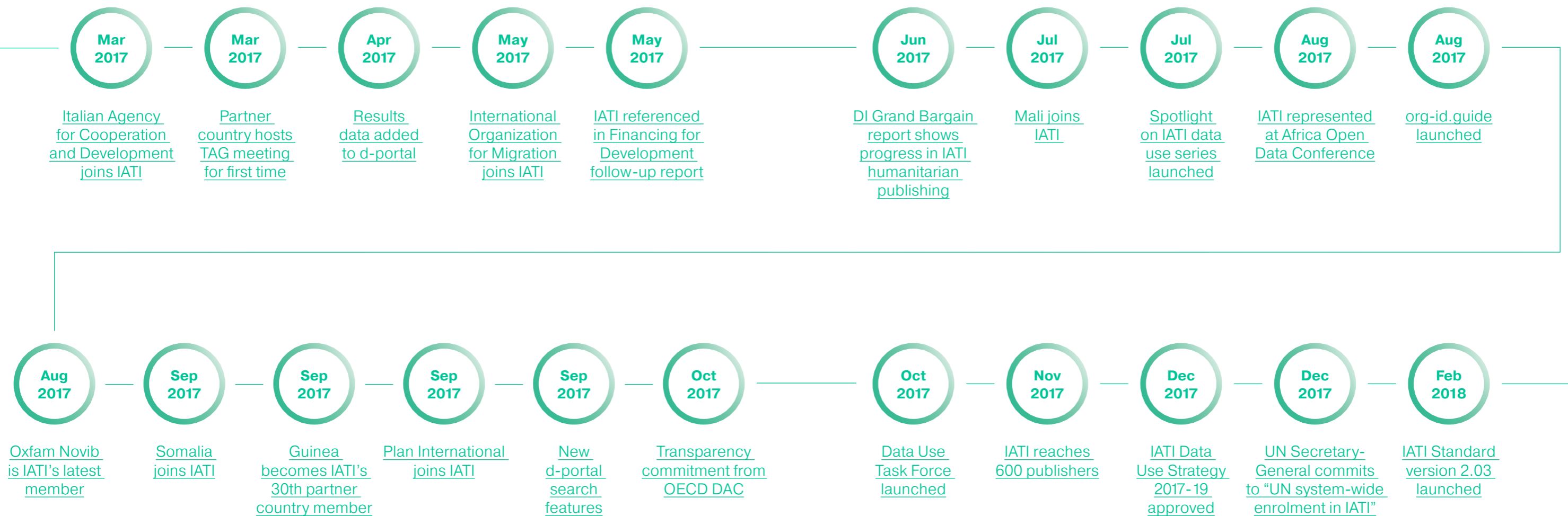
IATI was launched in 2008 at the Third High Level Forum on Aid Effectiveness in Accra. In 2011 the IATI Standard was agreed, with the aim of meeting the demand from developing country stakeholders for timely, comprehensive and forward-looking information on external resources to better inform their decision-making.

Since 2013, the initiative has been hosted by a multi-stakeholder consortium led by the UN Development Programme (UNDP), together with the UN Office for Project Services (UNOPS), the UK-based independent international development organisation Development Initiatives, and the governments of Ghana and Sweden. IATI is governed and supported by its members and a global community of data publishers and users, development practitioners, advocates for transparency, communicators, technical specialists and general open data enthusiasts.

Key IATI achievements

Since the last Annual Report,² IATI has made progress in improving the quality of IATI data and developing a strategy to increase its use, as well as increasing the number of publishers and upgrading the Standard.

Figure 1: IATI achievements: Timeline of key events since the Annual Report 2016 (March 2017 – February 2018)



² The IATI Annual Report 2016 was launched in February 2017, covering the period November 2015 to January 2017.

IATI Annual Report key statistics

- **US\$145 billion** of disbursements and expenditure reported in 2017
- Over **600 IATI publishers** – an increase of 128 (26% increase over 2016)
- 10 new organisations became IATI members
- **Timely data:** 97% of spending was reported by publishers who update their data either monthly or quarterly
- **Comprehensive data:** Number of publishers reporting results has more than doubled since 2016 (from 76 to 166)
- **Forward-looking data:** Almost a 50% rise in the volume of spend being published one year in advance in forward-looking budgets

Improving data use

A new Data Use Task Force was established in October and has worked with the Secretariat to develop a comprehensive Data Use Strategy. It sets out how IATI members and the wider community can play their part in achieving the initiative’s mission of increasing IATI data use to help achieve sustainable development outcomes.

During 2017, good progress was made with the governments of Guinea, Mali and Somalia all joining the initiative formally as members and announcing plans to integrate IATI data into their aid information management systems (AIMS) to inform decision-making.

US\$145 billion published from over 600 publishers

Over 600 organisations have now provided IATI data on their development and humanitarian activities with 128 new publishers (an increase of 26%) in 2017. This represents US\$144,732,282,962 of disbursements and expenditures reported

by donor governments, multilateral agencies, foundations, NGOs and private sector organisations.³

10 new members

Over the last year, 10 new organisations became IATI members. These are the governments of Guinea, Italy, Mali and Somalia, the Netherlands Enterprise Agency, the International Finance Corporation, the International Organization for Migration, Oxfam America, Oxfam Novib and Plan International. Joining IATI shows a clear commitment to transparency and open data and these new members now have an important stake in the initiative’s governance.

Upgrading the Standard to v2.03

Over the last year, IATI’s Technical Team has worked with IATI’s dedicated Technical Advisory Group (TAG) community on upgrading the Standard to version 2.03. Among many important changes, the upgrade aims to improve the quality and usability of data on humanitarian assistance and the results of activities published to IATI. IATI Standard version 2.03 went live in February 2018.

Securing new political commitments

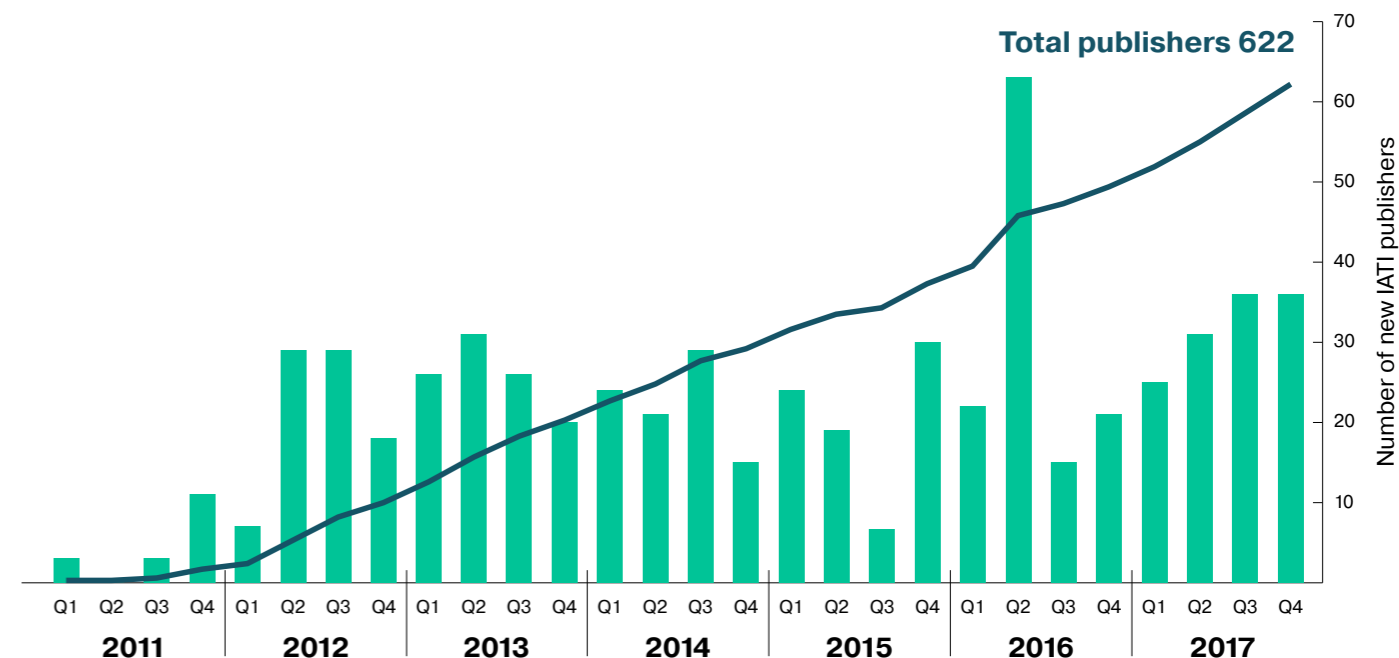
In 2017 the UN Secretary-General (SG) made groundbreaking commitments in two major UN reports^{4,5} for the UN system to publish agency-specific expenditures and results “through system-wide enrolment into IATI”. IATI’s global importance was also recognised in the Inter-agency Task Force on Financing for Development follow-up report, presented at the UN Economic and Social Council forum to review the implementation of the Addis Ababa Action Agenda.

³ As IATI traces the flow of resources between organisations down the aid delivery chain, this figure includes double counting.

⁴ *SG Report – December 2017 Repositioning the UN’s development system to deliver on the 2030 Agenda: our promise for dignity, prosperity and peace on a healthy planet.*

⁵ *SG Report – September 2017 UN reform: measures and proposals: Review of the efficiency of the administrative and financial functioning of the UN.*

Figure 2: IATI publishers over time (2011–2017)



The OECD Development Assistance Committee (DAC) Chair addressed IATI members for the first time, emphasising the importance for the DAC to work closely with IATI to achieve aid effectiveness and accountability.

Improving IATI data

There has been significant progress in the publication of forward-looking IATI data, with a **50%** rise in the volume of spend being published by donors in forward-looking budgets one year in advance. The timeliness of data has remained high for another year with **97%** of spending being reported by publishers who update their data either monthly or quarterly.

Over the year, the Technical Team has continued to provide a consistent service to organisations wanting to

publish their data to the IATI Standard with satisfaction among service users at over **98%**.

Progress in humanitarian assistance

IATI has collaborated with Development Initiatives on a project funded by the Netherlands Ministry of Foreign Affairs to support organisations to publish their humanitarian assistance to IATI as part of the Grand Bargain transparency commitment made at the World Humanitarian Summit 2016. A humanitarian section has been added to the IATI Dashboard to monitor that commitment and an assessment by Development Initiatives one year after the summit showed there has already been considerable progress.

Of a total of 51 signatories, 73% (37 organisations or their members or affiliates) already publish some data to the IATI Standard and 61% (31 organisations or their members or affiliates) currently publish humanitarian aid data to IATI.



IATI community and governance

Our initiative involves stakeholders from across the international development and open data sectors including data publishers and users, political advocates for transparency, communicators, technical specialists and general open data enthusiasts. These groups are present in IATI's [Members' Assembly](#) and [TAG](#) and are represented on our [Governing Board](#). The implementation of activities is undertaken by the [Secretariat](#), which is led by [UNDP](#), together with [UNOPS](#), [Development Initiatives](#), and the governments of Ghana and Sweden.

IATI membership

Joining IATI shows a clear commitment to transparency and open data in development, and members have an important stake in the initiative's governance. Full membership is open to all stakeholders from governments, multilateral organisations and NGOs to foundations, private sector organisations and

development finance institutions that are willing to commit to IATI's aims and objectives as outlined in IATI's [Standard Operating Procedures](#).

There are now 86 IATI members and over the last year, 10 [new organisations](#) joined from across the initiative's three constituencies: *providers of development cooperation, partner countries, and civil society organisations (CSOs) and other organisations*.

In 2017 IATI developed a new [Value Proposition Statement](#) outlining the many ways in which engagement can support the objectives of different stakeholders, whether as publishers or users of data.

IATI Members' Assembly 2017

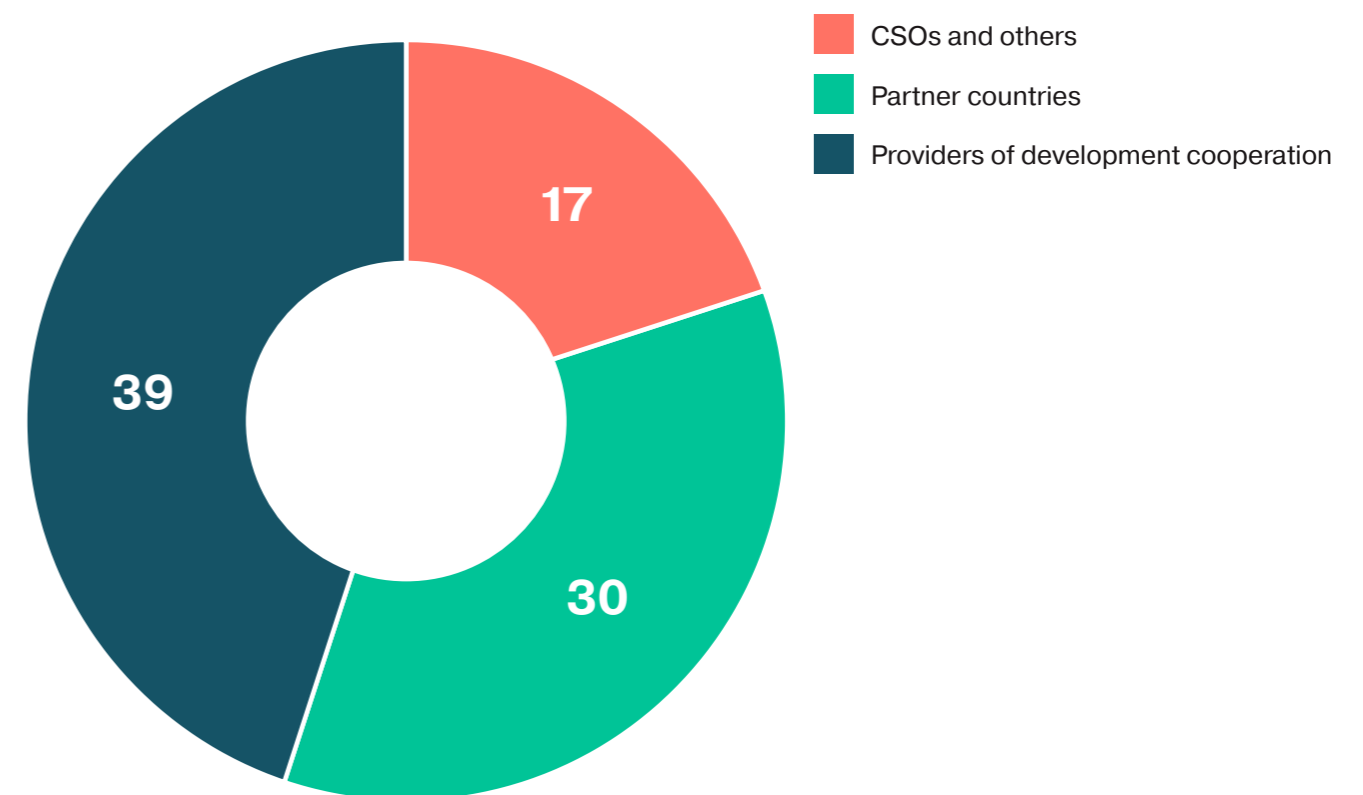
A record number of members and observers (109 participants) attended IATI's annual Members' Assembly in Rome, kindly hosted by the International Fund for

Agricultural Development (IFAD) and funded by the European Commission's Directorate-General for International Cooperation and Development (DG DEVCO).

The meeting covered key issues in the workplan such as increasing IATI data use. In addition participants considered IATI's long-term institutional arrangements. Members agreed to extend the current hosting arrangement for a further year until August 2019 to allow more time for detailed work on the cost and benefits of different options. Members also agreed the creation of a fourth IATI constituency for private sector organisations, recognising their growing role in international development.

Charlotte Petri Gornitzka, Chair of the OECD DAC, addressed participants at the Members' Assembly and emphasised in her presentation the different ways in which IATI and the DAC complement each other's work.

Figure 3: IATI members by organisation type



IATI members also took a first look at the initiative's refreshed brand identity, designed to help reach new audiences and better reflect the initiative's new mission, vision and strategic priorities.

IATI's new brand

Shining a light
Data flows
Approachable
Simple



IATI Institutional Review

To place IATI's institutional arrangements on a firm long-term footing, the Board commissioned a [report](#) in May 2017 that included options on hosting arrangements, governance and funding for members to consider. The report generated lively discussion at IATI's Members' Assembly 2017; members made a number of decisions on the report's recommendations while agreeing that additional work was needed to inform their decisions on key issues, including how the initiative should be hosted in the future. At the meeting, members agreed a set of principles to guide further review, and established a working group, led by Board members Madagascar and UNICEF, to undertake additional work in time for consideration at the next Members' Assembly.

Technical Advisory Group – Chair’s report



IATI’s Technical Advisory Group (TAG) is a multi-stakeholder community of organisations and individuals interested in improving the publication and use of IATI data. The TAG community meets in person once a year. The TAG is chaired by John Adams from the UK Department for International Development (DFID), who represents the views of the TAG on the IATI Governing Board.

2017 has been another successful year, with tremendous contributions from the TAG community on the v2.03 Standard upgrade process and continued efforts in providing guidance, support and developing tools for IATI data publishers and users. Over the year an enormous amount of work has been undertaken and here are just a few of the highlights.

TAG 2017 (6–9 March, Dar es Salaam)

Last year, I was pleased that the TAG meeting was held in a partner country (Tanzania) for the first time and over 70% of the participants were new to IATI. The location helped to engage many potential data users from across governments and CSOs. Participants engaged in lively workshops and break-out sessions to discuss how IATI can meet their needs. As at previous TAG meetings, our long-standing

and dedicated technical specialists and open data enthusiasts also focused on the details around upgrading IATI’s Standard, and participated in workshops on improving IATI’s technical infrastructure.

At the TAG 2017 I was delighted to be re-elected as the TAG Chair to serve for another two years, and thank the community for that vote of confidence.

miniTAGs

2017 saw the introduction of the ‘miniTAG’ – a small-scale face-to-face meetup of IATI people to discuss a particular topic to increase, improve or use IATI data. The idea was developed in March, and since then members of our TAG community have hosted four miniTAG meetings in different countries and on various themes. Topics covered include traceability, machine learning, IATI data on agriculture and food

security, geocoding and Creditor Reporting System (CRS) codelists.



Publishing tools

There has been good progress this year from the TAG community on developing tools to help improve the quality of IATI data. In August, org-id.guide was launched by a collaboration of organisations working on data standards: Open Contracting Partnership, 360Giving, IATI and the Initiative for Open Ag Funding. Developed by the Open Data Services Co-operative, org-id.guide supports data publishers to use consistent codes to identify their organisations (known as ‘organisation identifiers’) so that information on organisations’ activities



Deputy Permanent Secretary in the Ministry for Finance and Planning, Government of Tanzania opens TAG 2017 meeting

can be linked up and traced between datasets.



The Initiative for Open Ag Funding also developed a tool targeted at IATI publishers working in agriculture and food security to improve the quality of their data. The [Open Aid Publishers’ Toolchain](http://OpenAidPublishers.org) helps organisations check and add data that is useful for people working in the sector, for example, providing location data on agricultural activities.

New transparency websites

Over the year, our community has also worked hard

to create and improve transparency portals. For example, [Zimmerman & Zimmerman](http://Zimmerman&Zimmerman.org) built new online tools for [UNESCO](http://UNESCO.org) and the [Overseas Development Institute](http://OverseasDevelopmentInstitute.org) to showcase their IATI data.

During its first year as an IATI member, the Italian Agency for Cooperation and Development ([AICS](http://AICS.org)) has also improved the transparency and access of public aid information by investing in its [OpenAID AICS](http://OpenAID.org) portal.

Climate financing

Interest in IATI continues to expand to new sectors, and over the last year Sida (Swedish International Development Cooperation Agency) has made significant progress on publishing

climate financing. At COP23 (Bonn Climate Change Conference, November 2017) the agency presented pilot work undertaken using the transparency portal, openaid.se to display Sida’s climate financing published to the IATI Standard. The presentation was received very well by leading observers and negotiators.

I look forward to supporting and promoting the work of the TAG throughout 2018 to help achieve IATI’s aims. As TAG Chair, I will be encouraging collaboration between IATI’s community of developers to help create a robust and sustainable technical infrastructure for the future, as well as leading the work of IATI’s new Data Use Task Force.

Improving data quality

The IATI Standard was developed to meet the demand from developing country stakeholders for timely, comprehensive and forward-looking information on external resources. Improving data quality provides data users with the information required to make informed decisions, and hold decision-makers to account.

- **Better planning:** IATI allows donors to share indicative budgets in advance, so developing country governments are able to better plan and manage external resources.
- **Up-to-date information:** Timely information enhances governments' abilities to plan budgets, improve macroeconomic management, reduce duplication and provide greater accountability for service delivery funds. Spending and activities can be reported quarterly, monthly, weekly or even daily, which can be crucial in a humanitarian emergency.
- **Providing the bigger picture:** IATI allows the capture of data on a wide range of development resources, going beyond traditional aid. For example, data on investments from development finance institutions and philanthropic foundations can be made available to improve planning and coordination.
- **Capturing results:** Organisations can publish data on the impact that their development activities make. For example, the Standard allows for reporting on the SDGs.

Good data is equally important to different groups of users including parliamentarians, journalists and CSOs in both donor countries and partner countries, and for a range of different purposes, from policy development to coordination and improvements to accountability.

The quality of IATI data is measured and displayed on the [IATI Dashboard](#), allowing both publishers and users to see at a glance whether the data that is being produced is timely, comprehensive and forward-looking.

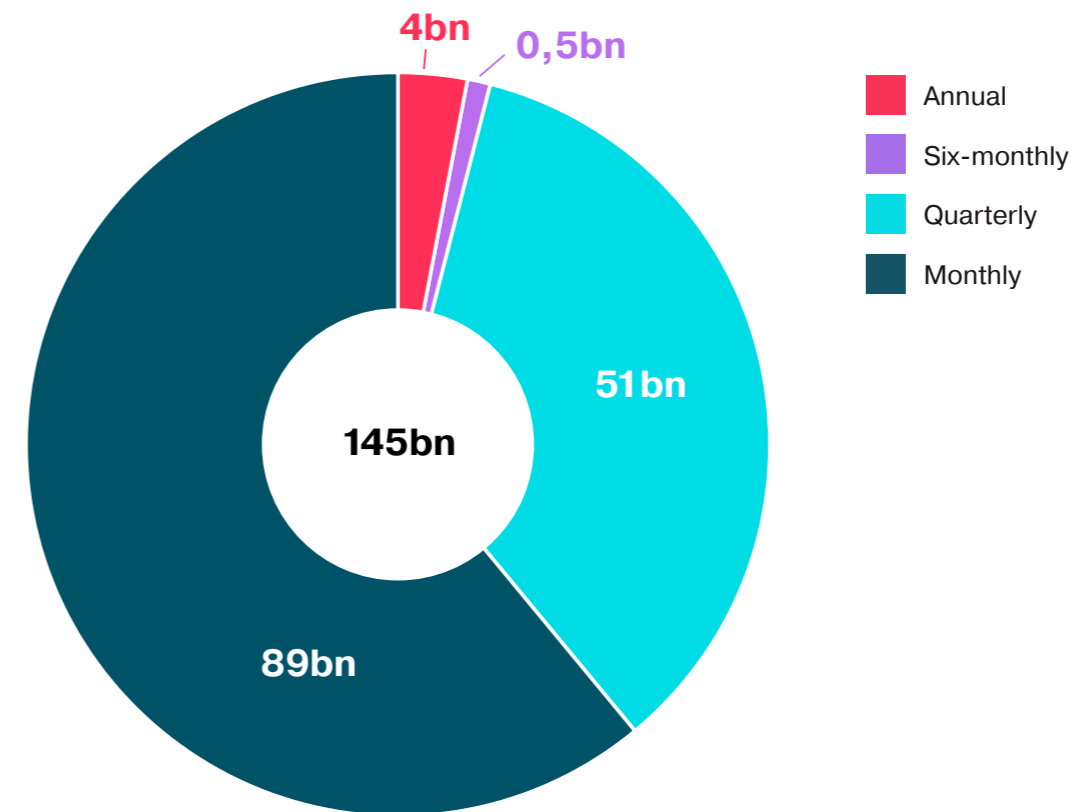
Timeliness

IATI encourages publishers to update their data at least quarterly to ensure it is useful. In 2017, **97% (over US\$140 billion)** of the total volume of spend was reported by publishers who update their data at least every quarter.

This year's analysis also shows that **61%** of the volume of spending is provided by publishers who update their data at least every month – an increase of **15%** since the Annual Report 2016⁶ and **20%** since

⁶ *IATI Annual Report 2016* was launched in March 2017, covering 2016.

Figure 4: Timeliness of IATI data publication (US\$)



the Annual Report 2015.⁷ Meanwhile a small number of publishers are able to update their data daily.

Comprehensiveness

When publishing data about humanitarian and development activities, it is vital that publishers provide the full picture of their resources. IATI's Standard provides 'Comprehensiveness elements' that enable the publication of a range of detailed information useful to data users.

The Standard has a set of 'core fields' and 'value added fields', and the [IATI Dashboard](#) provides statistics on how many publishers are making use of each.

Figure 5 shows that since 2016, the number (and overall percentage) of publishers reporting valid data has increased in

⁷ *IATI Annual Report 2015* was launched in December 2015, covering January 2014 to October 2015.

every core field of the IATI Standard. The most notable rise is on activity dates, sectors and country/region, with a 7% average increase in the number of publishers providing data in these fields.

While most publishers are publishing valid data for the core elements, there is substantial room for improvement among those using the 'value added' elements of the Standard. The poor performance on these elements impacts data users' ability to access key information such as the location and key documents associated with activities, leaving them with little context.

There has, however, been excellent progress around data on the results of activities, with the number of publishers providing data for this field **more than doubling** since 2016 (from 76 to 166). This data is vital to help users better understand the impact or difference that development cooperation and humanitarian assistance have made.

Figure 5: Comprehensiveness: Number of IATI publishers providing valid data in more than 95% of each core element

	2014		2015		2016		2017	
	No of publishers	% of publishers	No of publishers	% of publishers	No of publishers	% of publishers	No of publishers	% of publishers
Reporting organisation	290	82	293	83	389	97	478	98
Title	284	80	289	82	384	96	474	97
Version	273	77	286	81	394	99	484	99
Status	278	79	281	80	390	98	483	99
IATI-identifier	269	76	274	78	366	92	452	93
Description	251	71	260	74	362	91	457	94
Activity date	246	70	250	71	341	85	445	91
Sector	202	57	222	63	308	77	414	85
Participating organisation	193	55	201	57	267	67	324	67
Country or regions	187	53	199	56	298	75	393	81

Note: The percentage of publishers has been calculated using ONLY the number of publishers reporting current activities (399 in 2016 and 487 in 2017). In the previous Annual Report the percentage was calculated using all publishers, hence, the higher percentage in 2016 and 2017.

Figure 6: Comprehensiveness: Number of IATI publishers providing at least some valid data in each element

	2014		2015		2016		2017	
	No of publishers	% of publishers	No of publishers	% of publishers	No of publishers	% of publishers	No of publishers	% of publishers
DAC sectors	198	56	187	53	299	75	400	82
Contacts	169	48	174	49	246	62	294	60
Activity documents	131	37	146	41	164	41	209	43
Activity website	95	27	94	27	Not on Dashboard	Not on Dashboard	Not on Dashboard	Not on Dashboard
Location details	68	19	69	20	84	21	105	22
Conditions attached	27	8	28	8	Not on Dashboard	Not on Dashboard	Not on Dashboard	Not on Dashboard
Result/indicator	19	5	24	7	76	19	166	34
Geographic coordinates	14	4	20	6	47	12	67	14
Capital spend	7	2	9	3	21	5	25	5
Aid type	N/A	N/A	N/A	N/A	285	71	323	66
Recipient language	N/A	N/A	N/A	N/A	247	72	288	59

Note: The percentage of publishers has been calculated using ONLY the number of publishers reporting current activities (399 in 2016 and 487 in 2017). In the previous Annual Report the percentage was calculated using all publishers, hence, the higher percentage in 2016 and 2017.

Forward-looking

Information on future resource flows is essential for partner country governments to make the most productive use of public spending and support macroeconomic management. Greater predictability is also important to donors, improving harmonisation and increasing the impact of their interventions. Forward-looking information helps advocacy CSOs to hold governments to account, and it helps operational CSOs to better coordinate their activities with those of other actors, thereby increasing the impact of their work.

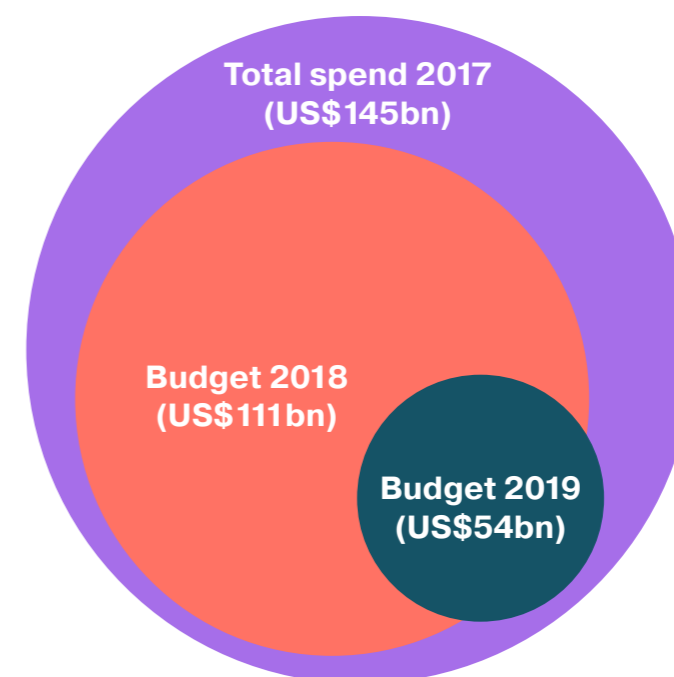
Donors have significantly increased the amount of forward-looking budget data they publish since the Annual Report 2016. The one-year forward-looking budget has increased by **US\$35 billion** (up from US\$76 billion in 2016 to US\$111 billion in 2017) **representing a 46%** increase in the volume of spend being published by donors one year in advance. The two-year forward-looking budget has increased during the same period by **8%** (US\$4 billion).

Data Quality Priority Support List

In 2017, the IATI Technical Team developed a Data Quality Priority Support List of the 100 publishers identified as being the most strategically important in terms of the quality of their IATI data, and has taken measures to provide direct technical support to them. All 41 publishing members from among the current 85 IATI members are included in the Data Quality Priority Support List. The other organisations on the list have been identified by the team as being strategically important, whether due to the volume of their spending and activities, their status as Grand Bargain signatories, or because they need additional support to move to another publishing tool from the CSV converter, which is being decommissioned.

There have been a number of successful outcomes as a result of this proactive approach, including publication of data by the UN Foundation for the first time, and successful publication at version 2.02 of the IATI Standard by Finland and Australia.

Figure 7: Forward-looking data published to IATI



Improving data use

A key focus in 2017 has been working towards our [mission](#) for IATI to be routinely used to help achieve sustainable development. With over 700,000 development and humanitarian activities published to the IATI Standard, the governing bodies of IATI are committed to increasing the use of this data.

Understanding the challenges

In determining how best to improve the use of IATI data, the initiative has undertaken extensive research into the existing challenges and barriers experienced by users. Over the last year, usability testing and interviews were conducted with more than 100 IATI stakeholders. A [series of profiles](#) on data use by partner countries was produced, highlighting successes and challenges faced at country level.

IATI's community also contributed valuable insights in 2017, including Oxfam America's examination of [information needs for aid spending in Sierra Leone and Liberia](#) and Publish What You Fund's discussion paper on [using open data for accountability in Benin and Tanzania](#). Findings from these external sources were valuable in the development of IATI's new Data Use Strategy.

Data Use Task Force

IATI's Members' Assembly 2017 established a new Data Use Task Force which has worked with the Secretariat and members to develop the [IATI Data Use Strategy 2017-19](#). The

comprehensive new strategy assigns specific tasks to IATI's community and outlines the establishment of a new Data Use Fund which will be available to support experts to deliver specific projects aimed at solving real-world problems experienced by data users.

Increasing the use of IATI data

Objective 1: Raise awareness of IATI as a source of aid data and develop a common understanding of the priority needs of different user groups.

Objective 2: Improve data quality in order to facilitate use, and assure users of its reliability, including through the development of feedback mechanisms.

Objective 3: Improve existing tools and develop new, user-friendly tools that help multiple actors access and use IATI data.

Objective 4: Improve guidance, training and support for specific user groups.

Objective 5: Promote integration of IATI data into partner country aid systems and processes.

It is critical that IATI publishers remain committed to improving the quality of their data, but it is as important that data users,



particularly at country level, commit to using the data and providing feedback on its usefulness or conversely, any quality issues they identify. As part of IATI's [Data Use Strategy 2017-19](#), IATI donors and partner countries have been tasked with developing and testing effective feedback mechanisms to inform publishers to improve the quality of their data to help increase its use.

Improving d-portal

Created by IATI and Development Initiatives, [d-portal.org](#) is a free online tool that helps anyone wanting information on development and humanitarian spending to easily access IATI data. Over 2017, IATI invested in upgrading the tool to allow users to search for data on the results of projects. InterAction also part-funded

the expansion of the search functions, allowing users to easily refine their searches by sector, activity status and IATI identifier codes.

Using UNICEF IATI data in Madagascar and Senegal

Development Gateway, in partnership with Development Initiatives, supported UNICEF's goal of helping its country offices use data published to IATI for reporting to government aid information management systems (AIMS). The purposes of the project were to reduce the burden of data collection and reporting, increase the timeliness of data reporting, and improve UNICEF IATI data so that it can be useful for country systems and planning.

The two pilots involved fellows delivering training for three months to familiarise staff

both in UNICEF country offices and the governments of Madagascar and Senegal with the IATI Standard, available tools, and the process for analysing and preparing IATI data to be used in the aid management platforms (AMPs). By the completion of the study, government personnel and UNICEF country office staff in both countries were able to take all the steps necessary to import IATI data into their AMPs more quickly and accurately, with UNICEF learning valuable lessons with which to improve the quality of the data it publishes.

Improved access to IATI data

For IATI data to be useful to partner countries, it is important that data is available from their major donors. The data published has the potential to inform governments about millions of dollars of development and humanitarian activities being funded and implemented in partner countries.

Figure 8 shows that for 15 of the 30 IATI partner country members, data is available from all of their 10 largest donors. A further 13 partner country members can access IATI data from 9 of their largest 10 donors.

Figure 8: IATI partner country members' top 10 development partners by volume of resources

■ Development partner is publishing to IATI for this recipient country

■ Development partner is publishing to CRS (but not to IATI) for this recipient country

■ Development partner is not in the top 10 partners for this recipient country



Looking ahead: priorities and future challenges

Improving IATI technical infrastructure

IATI's Technical Team will work closely with the TAG to deliver a robust and sustainable technical infrastructure that can support the rapid expansion of data users and publishers. Over the next year, its focus will be on improving the performance of the Registry, developing a new datastore and delivering a new website with IATI's refreshed brand identity.

Implementing IATI Data Use Strategy

The highest priority over the next year will be to implement the initiative's Data Use Strategy and take the steps necessary to strengthen the technical infrastructure to make this possible. IATI's Data Use Task Force will establish a new Data Use Fund to allow experts to bid for funds to overcome known barriers experienced by data users.

The highest priority over the next year will be to implement the initiative's Data Use Strategy and take the steps necessary to strengthen the technical infrastructure to make this possible.

The Secretariat will play its role by developing new guidance and holding a series of partner country workshops for government staff and civil society. There will be continued investment in the online tool [d-portal](#) and partner countries will be encouraged to work on the integration of IATI data into their AIMS.

IATI's Institutional Review

IATI's Governing Board will finalise the work on IATI's Institutional Review based on additional research to be undertaken by a dedicated working group led by Board members, aiming to make recommendations for new hosting arrangements for consideration by the Members' Assembly in 2018.

Improving humanitarian reporting

IATI will continue to support the publication of humanitarian assistance and help organisations make use of the new features included in the IATI Standard upgrade to version 2.03. IATI will also continue to encourage [Grand Bargain signatories to meet their commitments](#) on reporting humanitarian data to IATI. The [Humanitarian Dashboard](#) will be maintained to monitor the implementation of the agreement.

IATI's future in mapping the SDGs

Open data has an essential role in monitoring the implementation of the 2030 Agenda and IATI has a part to play in the monitoring of



progress against the SDGs. As part of the new Data Use Strategy 2017-19, the Secretariat will issue guidance on making use of the IATI Standard for this purpose, and promote the efforts of organisations who publish and use IATI data in reporting on their implementation of the SDGs.

Contributing to TOSSD

As the process around measurement of total official support for sustainable development (TOSSD) moves forward, IATI is committed to sharing its experience of designing a Standard that captures resources from a wide range of actors beyond official development

assistance (ODA) including from development finance institutions, philanthropic foundations and NGOs.

10 years of IATI

Lastly, 2018 year marks 10 years since IATI was launched in 2008 (September) at the Third High Level Forum on Aid Effectiveness in Accra. We look forward to celebrating the tremendous commitment made to this initiative over the years from IATI members, the TAG community and the international development and humanitarian sectors, as well as sharing the lessons learned with the wider open data community.

Annex 1: IATI members

Figure A1: Table of IATI members

Name	Organisation type	Year joined
African Development Bank (AfDB)	Providers of development cooperation	2011
Akvo	CSOs and others	2016
Association of Freelance Journalists	CSOs and others	2018
Australia - Department of Foreign Affairs and Trade	Providers of development cooperation	2008
Bangladesh (Vice Chair)	Partner countries	2012
Belgium - Belgian Development Agency (BTC)	Providers of development cooperation	2012
Benin	Partner countries	2015
Bill & Melinda Gates Foundation	Providers of development cooperation	2013
Bond	CSOs and others	2013
Burkina Faso	Partner countries	2012
Burundi	Partner countries	2015
Canada - Global Affairs Canada / Affaires mondiales Canada	Providers of development cooperation	2011
Catalpa	CSOs and others	2015
Children's Investment Fund Foundation (CIFF)	Providers of development cooperation	2016
Colombia	Partner countries	2012
Congo, Republic of the	Partner countries	2012
Cordaid	CSOs and others	2015
CSO Partnership for Development Effectiveness (CPDE)	CSOs and others	2015
Democratic Republic of the Congo	Partner countries	2012
Denmark - Ministry of Foreign Affairs	Providers of development cooperation	2008
Development Gateway	CSOs and others	2014
Development Initiatives Poverty Research	CSOs and others	2008
Dominican Republic	Partner countries	2012
European Commission (EC)	Providers of development cooperation	2008
European Investment Bank (EIB)	Providers of development cooperation	2013
Finland - Ministry for Foreign Affairs	Providers of development cooperation	2008
Food and Agriculture Organization of the United Nations (FAO)	Providers of development cooperation	2016
France - Agence Française de Développement (AFD)	Providers of development cooperation	2016
Gavi	Providers of development cooperation	2008
Germany - Federal Ministry for Economic Cooperation and Development (BMZ)	Providers of development cooperation	2008
Ghana	Partner countries	2012
The Global Fund	Providers of development cooperation	2011
Guinea	Partner countries	2017
Honduras	Partner countries	2012
Indonesia	Partner countries	2012
INGO Accountability Charter	CSOs and others	2013
Inter-American Development Bank (IDB)	Providers of development cooperation	2011
InterAction	CSOs and others	2015
International Development Law Organization (IDLO)	CSOs and others	2016
International Finance Corporation (IFC)	Providers of development cooperation	2017
International Fund for Agricultural Development (IFAD)	Providers of development cooperation	2012
International Organization for Migration (IOM)	Providers of development cooperation	2017
Ireland - Irish Aid	Providers of development cooperation	2008
Italian - Agency for Cooperation and Development (AICS)	Providers of development cooperation	2017

Name	Organisation type	Year joined
Korea, Republic of	Providers of development cooperation	2016
Lebanon	Partner countries	2012
Liberia	Partner countries	2012
Madagascar	Partner countries	2012
Malawi	Partner countries	2012
Mali	Partner countries	2017
Moldova	Partner countries	2012
Montenegro	Partner countries	2012
Myanmar	Partner countries	2014
Nepal	Partner countries	2012
Netherlands - Ministry of Foreign Affairs – Development Cooperation	Providers of development cooperation	2008
Netherlands Enterprise Agency (RVO.nl)	Providers of development cooperation	2017
New Zealand - NZAID	Providers of development cooperation	2008
Nigeria	Partner countries	2015
Oxfam America	CSOs and others	2017
Oxfam Novib	CSOs and others	2017
Papua New Guinea	Partner countries	2012
Plan International	CSOs and others	2017
Publish What You Fund	CSOs and others	2008
Rwanda	Partner countries	2012
São Tomé and Príncipe	Partner countries	2018
Sierra Leone	Partner countries	2012
Somalia	Partner countries	2017
Sweden - Sida	Providers of development cooperation	2008
Synergy International Systems	CSOs and others	2016
Syria	Partner countries	2012
Tanzania	Partner countries	2012
Transparency International	CSOs and others	2008
UK - Department for International Development (DFID)	Providers of development cooperation	2008
United Nations Children's Fund (UNICEF)	Providers of development cooperation	2012
United Nations Development Programme (UNDP)	Providers of development cooperation	2011
United Nations Environment Programme (UNEP)	Providers of development cooperation	2016
United Nations Industrial Development Organization (UNIDO)	Providers of development cooperation	2016
United Nations Office for Project Services (UNOPS)	Providers of development cooperation	2011
United Nations Population Fund (UNFPA)	Providers of development cooperation	2012
United Nations Women (UN Women)	Providers of development cooperation	2012
World Food Programme (WFP)	Providers of development cooperation	2012
United States	Providers of development cooperation	2011
Viet Nam	Partner countries	2012
William and Flora Hewlett Foundation	Providers of development cooperation	2008
World Bank	Providers of development cooperation	2008
World Health Organization	Providers of development cooperation	2016
Yemen	Partner countries	2014
Zimmerman & Zimmerman	CSOs and others	2016

What does IATI spend its funding on?

Budget

At IATI's Members' Assembly in June 2016 a two-year budget and workplan was approved by members. This budgeted for activities in IATI Financial Years 4 (September 2016–August 2017) and 5 (September 2017–August 2018).

Expenditure

During IATI Financial Year 4 (September 2016–August 2017) IATI spent **US\$1,491,566**. Figure A4 provides a breakdown of expenditure during this period.

Figure A4: Breakdown of IATI expenditure September 2016–August 2017

Description of expenditure	Amount (US\$)
IATI strategic element (activities cost only):	
• Promoting data use	
• Improving IATI data quality, breadth and depth	400,096
• Maintaining and strengthening IATI systems	
• Communications and outreach	
• Institutional arrangements	
Personnel cost	936,971
Central costs and management fees	154,499
Total net expenditure	1,491,566

IATI expenditure 2013–2017

Certified financial statements are prepared by calendar year and provide a record of IATI expenditure from September 2013 to December 2017, covering IATI Financial Years 1–4 and part of Year 5. An interim financial statement in February 2018 covers the period up to December 2017.




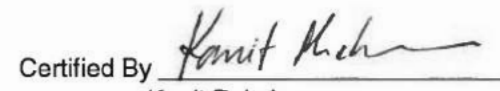
Country: Funding IATI
 Project Atlas id: 00087578 All Amounts in US\$
 Project Title : International Aid and Transpar Date: 01/07/2014

CERTIFIED ANNUAL FINANCIAL STATEMENT AS AT 31 DECEMBER 2013

1) INCOME			
DEPOSITS			
2013		1,219,004.01	1,219,004.01
INTEREST			
2013		58.72	58.72
TOTAL FUNDS (A)			1,219,062.73
2) PROJECT EXPENSES			
PERIOD - PRIOR YEARS:			
PERIOD - CURRENT YEAR			
2013	Disbursements	48,619.74	
	Receipt Accruals	0.00	
	Net exchange gain	-67.79	
	Management fee	3,363.03	51,914.98
TOTAL PROJECT EXPENSES (B)			51,914.98
	Project Advances (C)	303.81	303.81
PROJECT CASH BALANCE (D) = (A) - (B) - (C)			1,166,843.94
	Open Purchase Orders (E)	0.00	0.00
3) PROJECT FUND BALANCE (F) = (D) - (E)			1,166,843.94

*The Statement is following IPSAS reporting requirements, Management Fee is calculated and recorded against Project Expenses (Disbursements + Receipt Accruals)
 Project Advances represents amounts yet to be either recovered or settled against Project Expenses. Open POs represents amounts committed against goods/services yet to be delivered/rendered. Fund balance represents cash available for implementation activities.*

Prepared by 
 M. Sharif HATEA
 Senior Finance Associate
 CSPG IPAS, UNOPS HQ

Certified By 
 Kanit Pukchareon
 Regional Finance Specialist
 CSPG IPAS, UNOPS HQ

Project Atlas id: 00087578

Funding IATI
All Amounts in US\$

Project Title : Support to the International Aid
Transparency Initiative (IATI)

Date: 20/05/2015

CERTIFIED ANNUAL FINANCIAL STATEMENT AS AT 31 DECEMBER 2014

Opening Balances 2003 0.00

1) INCOME

DEPOSITS

2013	1,219,004.01	
2014	1,484,899.05	<u>2,703,903.06</u>

INTEREST

2013	58.72	
2014	4,489.86	<u>4,548.58</u>

TOTAL FUNDS (A) 2,708,451.64

2) PROJECT EXPENSES

PERIOD - PRIOR YEARS:

2013	Project Expense	48,619.74	
	Net Exchange Gain	-67.79	
	Management Fee	3,363.03	<u>51,914.98</u>

PERIOD - CURRENT YEAR

2014	Project Expense	1,860,149.76	
	Receipt Accruals	0.00	
	Net exchange gain	-1,023.53	
	Management fee	49,224.49	<u>1,908,350.72</u>

TOTAL PROJECT EXPENSES (B) 1,960,265.70


Project Advances (C) 2,734.45 2,734.45


PROJECT CASH BALANCE (D) = (A) - (B) - (C) 745,451.49

Open Purchase Orders (E) 465.43 465.43

3) PROJECT FUND BALANCE (F) = (D) - (E) 744,986.06

The Statement is following IPSAS reporting requirements. Management Fee is calculated and recorded against Project Expenses (Disbursements + Receipt Accruals). Project Advances represents amounts yet to be either recovered or settled against Project Expenses. Open POs represents amounts committed against goods/services yet to be delivered/rendered. Fund balance represents cash available for implementation activities.

Prepared by

M. Shafiq RATEA
Senior Finance Associate
CSPG IPAS, UNOPS HQ

Certified By

Ala'a Nemer
Regional Finance Practice Advisor
CSPG IPAS, UNOPS HQ

June 8, 2016
Ref: Project No: 00087578
Funding: IATI

To whom it may Concern,

Subject: Certified Financial Statement as at 31 Dec 2015


We enclose the Certified Financial Statement for project **00087578 Support to the International Aid Transparency Initiative (IATI)**, which commenced in year 2013 and indicates project expenses as at 31 Dec 2015.

We draw your attention to the following:

- › Project expenditure and management fee: **US\$ 3,234,714**
- › Project advances: **US\$ 2,734** and open purchase order: **US\$ 12,505**
- › Total cash received: **US\$ 4,474,679** including interest earned: **US\$ 11,323**
- › Project Capitalised Asset: **US\$ 000**
- › Project fund balance: **US\$ 1,224,726**

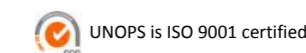
If you have any question, please do not hesitate to contact UNOPS

Yours sincerely,


Kanit Pukchareon
Regional Finance Specialist
CSG IPAS, UNOPS HQ

PO Box 2695

Tel: + 45 45 33 75 00



2100 Copenhagen

Fax: +45 45 33 75 01

Denmark

E-mail: info@unops.org

www.unops.org

Project Atlas id: 00087578
Project Title : Support to the International Aid Transparency Initiative (IATI)
Funding IATI
All Amounts in US\$
Date: 08/06/2016

CERTIFIED FINANCIAL STATEMENT AS AT 31 DEC 2015

1) INCOME

DEPOSITS

2013	1,219,004.01	
2014	1,484,899.05	
2015	1,759,452.84	4,463,355.90

INTEREST

2013	58.72	
2014	4,489.86	
2015	6,774.23	11,322.81

TOTAL INTEREST

TOTAL FUNDS (A) **4,474,678.71**

2) PROJECT EXPENSES

PERIOD - PRIOR YEARS:

2013	Project Expense	48,619.74	
	Net Exchange Gain	-67.79	
	Management Fee	3,363.03	51,914.98

2014	Project Expense	1,860,149.76	
	Net exchange gain	-1,023.53	
	Management fee	49,224.49	1,908,350.72

PERIOD - CURRENT YEAR

2015	Project Expense	1,228,705.00	
	Net exchange loss	1,087.11	
	Management fee	44,656.21	1,274,448.32

TOTAL PROJECT EXPENSES (B) **3,234,714.02**


Project Advances (C)	2,734.45	2,734.45
Project Capitalised Asset (D)	0.00	-

PROJECT CASH BALANCE (E) = (A) - (B) - (C) - (D) **1,237,230.24**

Open Purchase Orders (F)	12,504.72	12,504.72
--------------------------	-----------	-----------

3) PROJECT FUND BALANCE (G) = (E) - (F) **1,224,725.52**

*The Statement is following IPSAS reporting requirements, Management Fee is calculated and recorded against Project Expenses (Disbursements + Receipt Accruals)
Project Advances represents amounts yet to be either recovered or settled against Project Expenses. Open POs represents amounts committed against goods/services yet to be delivered/rendered. Fund balance represents cash available for implementation activities.*

Certified By 
Kanit Pukchareon
Regional Finance Specialist
CSG IPAS, UNOPS HQ

August 18, 2017
Ref: Project No: 00087578
Funding: IATI

To Whom It May Concern,

Subject: Certified Financial Statement as at 31 Dec 2016


We enclose the Certified Financial Statement for project **00087578 Support to the International Aid Transparency Initiative (IATI)**, which commenced in year 2013 and indicates project expenses as at 31 Dec 2016.

We draw your attention to the following:

- › Project expenditure and management fee: **US\$ 5,193,811**
- › Project advances: **US\$ 2,217**
- › Total cash received: **US\$ 6,663,439** including interest earned: **US\$ 25,282**
- › Project cash balance: **US\$ 1,467,411**

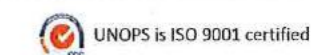
If you have any question, please do not hesitate to contact UNOPS

Yours sincerely,


Karla CIENFUEGOS
Finance Specialist
CSG IPAS, UNOPS HQ

PO Box 2695

Tel: +45 45 33 75 00



2100 Copenhagen

Fax: +45 45 33 75 01

Denmark

E-mail: info@unops.org

www.unops.org

ANNUAL FINANCIAL REPORT

Project : 87578 - Support to International Aid Transparency Initiative (IATI)
Partner(s): 1046 - IATI International Aid Transparency Initiative (IATI),

As on: 31-Dec-2016

Income:

Contributions			
	2013	1,219,004.01	
	2014	1,484,899.05	
	2015	1,759,452.84	
	2016	2,174,800.50	
			6,638,156.40
Interest			
	2013	58.72	
	2014	4,489.86	
	2015	6,774.23	
	2016	13,959.35	
			25,282.16
Total Income	A		6,663,438.56

Less: Project Expenses

Period-Years			
2013			
	Project(s) Expense	48,619.74	
	Management Fees	3,363.03	
	Net Exchange Gain/Loss	(67.79)	
			51,914.98
2014			
	Project(s) Expense	1,860,149.76	
	Management Fees	49,224.49	
	Net Exchange Gain/Loss	(1,023.53)	
			1,908,350.72
2015			
	Project(s) Expense	1,228,705.00	
	Management Fees	44,656.21	
	Net Exchange Gain/Loss	1,087.11	
			1,274,448.32
2016			
	Project(s) Expense	1,914,983.53	
	Management Fees	44,374.79	
	Net Exchange Gain/Loss	(261.11)	
			1,959,097.21
Total Expenditure	B		5,193,811.23

ANNUAL FINANCIAL REPORT

Project : 87578 - Support to International Aid Transparency Initiative (IATI)
Partner(s): 1046 - IATI International Aid Transparency Initiative (IATI),

As on: 31-Dec-2016

Less: Project Advances	C	2,216.61
Less: Project Capitalised Assets	D	0.00
Project Cash Balance	A-B-C-D	1,467,410.72

The Statement is following IPSAS reporting requirements, Management Fee is calculated and recorded against Project Expenses (Disbursements + Receipt Accruals)
 Project Advances represents amounts yet to be either recovered or settled against Project Expenses.

Certified by:
 Karla CIENFUEGOS
 Finance Specialist
 CSG IPAS, UNOPS



Comment:

Date: 18/08/2017

Report run on: 18 Aug 2017

February 12, 2018
 Ref: Project No: 00087578
 Funding: IATI

To Whom It May Concern,

Subject: Interim Financial Statement as at 31 December 2017


We enclose the Interim Financial Statement for project **00087578 Support to the International Aid Transparency Initiative (IATI)**, which commenced in year 2013 and indicates project expenses as at 31 December 2017.

We draw your attention to the following:

- › Project expenditure and management fee: **US\$ 7,131,024**
- › Project advances: **US\$ 2,341** and Commitments: **US\$ 87,090**
- › Total cash received: **US\$ 9,591,319** including interest earned: **US\$ 36,814**
- › Project fund balance: **US\$ 2,370,865**

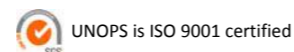
If you have any question, please do not hesitate to contact UNOPS

Yours sincerely,


 Kanit PUKCHAREON
 Regional Finance Specialist
 SSC IPAS, UNOPS HQ

PO Box 2695

Tel: + 45 45 33 75 00



2100 Copenhagen

Fax: +45 45 33 75 01

Denmark

E-mail: info@unops.org

www.unops.org

INTERIM FINANCIAL REPORT

Project : 87578 - International Aid and Transpar
Partner(s): 1046 - IATI International Aid Transparency Initiative (IATI),

As on: 31-Dec-2017

Income:

Contributions			
	2013		1,219,004.01
	2014		1,484,899.05
	2015		1,759,452.84
	2016		2,174,800.50
	2017		2,916,348.80
			9,554,505.20
Interest			
	2013		58.72
	2014		4,489.86
	2015		6,774.23
	2016		13,959.35
	2017		11,531.82
			36,813.98
Total Income	A		9,591,319.18

Less: Project Expenses

Period-Years			
2013			
	Project(s) Expense		48,619.74
	Management Fees		3,363.03
	Net Exchange Gain/Loss		(67.79)
			51,914.98
2014			
	Project(s) Expense		1,860,149.76
	Management Fees		49,224.49
	Net Exchange Gain/Loss		(1,023.53)
			1,908,350.72
2015			
	Project(s) Expense		1,228,705.00
	Management Fees		44,656.21
	Net Exchange Gain/Loss		1,087.11
			1,274,448.32
2016			
	Project(s) Expense		1,914,983.53
	Management Fees		44,374.79
	Net Exchange Gain/Loss		(261.11)
			1,959,097.21

INTERIM FINANCIAL REPORT

Project : 87578 - International Aid and Transpar
Partner(s): 1046 - IATI International Aid Transparency Initiative (IATI),

As on: 31-Dec-2017

2017	Project(s) Expense	1,884,958.96	
	Management Fees	52,756.39	
	Net Exchange Gain/Loss	(503.05)	
			1,937,212.30
Total Expenditure	B		7,131,023.53
Less: Project Advances	C		2,340.72
Less: Project Capitalised Assets	D		0.00
Project Cash Balance	A-B-C-D		2,457,954.93
Less: Commitments	E		87,089.88
Project Fund Balance	A-B-C-D-E		2,370,865.05

*** Books for the reporting period have not been closed yet. Management Fees include projections for open period(s). ***

Notes:

* All amounts are in USD. Transactions in non-USD have been converted to USD at the UN operational rate of exchange as on the date of the transaction.

* This is an interim statement provided for information purposes only. Figures are not final.

* Project advances include operational advances, prepayments, petty cash, and any VAT payments to suppliers that have yet to be recovered.

*

Certified by:

Comment:



Kanit PUKCHAREON
 Regional Finance Specialist
 SSC IPAS, UNOPS HQ

Date: 12 Feb 18

Report run on: 12 Feb 2018

Annex 3: IATI Annual Report statistics and methodology

All the statistics used in this Annual Report are derived from the [IATI Dashboard](#) which contains detailed statistical breakdowns – by publisher and by element – on the validity of data being published to the IATI Standard. The entire Dashboard is generated nightly from the metadata indexed on the IATI Registry that points to the IATI XML data on publishers’ own websites. This data is summarised in the Publishing Statistics section of the Dashboard.

It forms a central part of the service that the Technical Team provides to publishers and users of IATI data alike: for publishers to better understand how to improve their data; for users to assess which data is likely to meet their particular needs; and for the Technical Team itself to prioritise its commitments to data quality. Each page within the Publishing Statistics section contains a general narrative about the methodologies employed, as well as more detailed explanations of assessments and exceptions. Pseudo code (a simplified ‘English’ version of the machine logic) is also included.

Acknowledgements

The 2017 IATI Annual Report was authored by a team at Development Initiatives, led by Rohini Simbodyal and Carolyn Culey. Data gathering and analysis were carried out by Bill Anderson, Alex Miller, Petya Kangalova, Amy Silcock and Dale Potter. Thank you to the other members of the IATI Secretariat who provided content and support – Annelise Parr at UNDP, Argjira Belegu-Shuku and Cillian O’Cathail at UNOPS.

Design and layout: Fanni Uusitalo (UNOPS)

